


# SPEED-CONTROLLED SCREW COMPRESSORS

Volumetric flow rate: 1.00 – 58.20 m<sup>3</sup>/min • 35 – 2055 acfm



**VARIABLE** DRIVE  


# INTELLIGENTE DRUCKLUFT MADE IN GERMANY

## ALMiG Kompressoren GmbH

A name that guarantees top-grade technology in the compressed air sector. ALMiG has emerged from a company with a long tradition whose products in the compressed air industry have always stood for quality, innovation and consideration of its customers.

Today ALMiG is an extremely flexible company which can react fast to special customer requests. It stands by its customers as a competent partner, giving advice and practical support.

It goes without saying that as one of the leading suppliers of advanced compressed air systems, our commitment to continuous research and development forms the basis for all the plants we manufacture.

They meet the acceptance criteria in compliance with:

- ISO 1217-3 Annex C-1996
- ASME
- OSHA

and comply with the CE guidelines.

Even the most stringent acceptance criteria such as:

- DET NORSKE VERITAS
- GERMANISCHER LLOYD
- BUREAU VERITAS
- LLOYD' s REGISTER OF SHIPPING
- ABS

is a matter of course for us.

The company ALMiG is certified in compliance with:

- IRIS 02
- ISO 9001: 2008
- ISO 14001: 2004

**Our motto is:**

If you have stopped improving, you have stopped being good!

## ALMiG supplies:

■ piston compressors


■ screw compressors

■ special machines

■ controls

■ compressed air treatment

■ services



# INTELLIGENT MODULAR SYSTEM



VARIABLE  
16 – 34

VARIABLE  
16 – 34 „PLUS“ \*

VARIABLE  
35 – 70

VARIABLE  
90 – 210

\*  
 “PLUS” version: with docked-on refrigerant compressed air dryer; can also be retrofitted  
 “O” version: with docked-on refrigerant compressed air dryer and filter system consisting of 1 x depth filter and 2 x active carbon filters for the production of technically oil-free compressed air

According to DIN ISO 8573 – 1 this means: 

Residual constituents in compressed air	Volume	Class
Oil	0.003 mg/m <sup>3</sup>	1
Particles	< 0.01 µm	1
Water	PDP + 3°C/37 F	4





**Separating system** 1

highest compressed air quality through proven multi-stage separation

**SCD frequency converter** 2

the integrated power package, naturally in compliance with EMC guidelines

**SCD motor** 3

high-efficiency drive motor, protection class IP 55, optimum efficiency up to 96%

**SCD direct drive** 4

loss-free power transmission, maximum cost-savings

**Air end** 5

excellent efficiency over the entire control range

**Cooling unit** 6

large surface area radiators for lowest compressed air outlet temperatures and optimum thermostat-controlled coolant temperatures

**Fan** 7

powerful, efficient, high-performance

**Air Control** 8

the intelligence of the compressor; thinks, monitors, records. Can be connected to the Internet, making all conceivable communication possible.

## The ALMiG SCD concept:

**Air Control B (VARIABLE 16 - 34)**



**Air Control P (VARIABLE 35 - 355 • optional for VARIABLE 16 - 34)**



**Air Control HE - the intelligent global control system**



**SCD frequency converter**



# INTELLIGENT COMPONENT ARRANGEMENT



VARIABLE  
90-130

6

1

7

3

4

5

8

2

**ALMIG**  
since 1923

Trade in Germany

# INTELLIGENT ANALYSIS

## Or can you afford to give money away?

The following measurement graphs show that there is an enormous energy-saving potential!

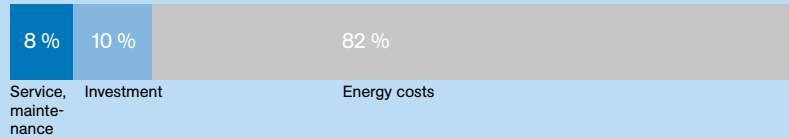
Only on the basis of facts can decisions be made.  
Therefore:  
**Analyse first, then decide.**

This is reason enough to allow the specialists from ALMiG to determine your current compressed air consumption and, with the help of accurate measurements, develop the optimum system solution together with you.

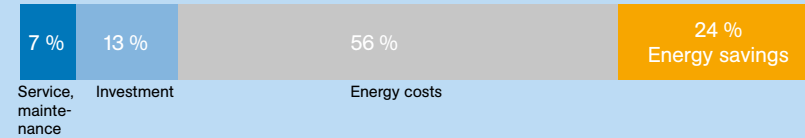
The directly driven, speedcontrolled VARIABLE together with the also directly driven DIRECT form an unbeatable "energy-saving duo".

### Average total cost comparison of a screw compressor, averaged over 5 years

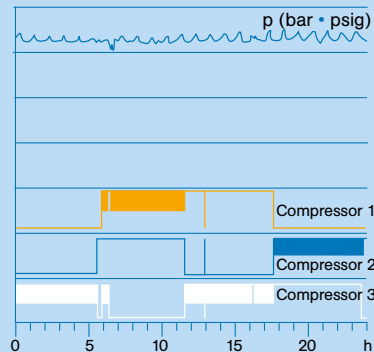
#### Standard screw compressor



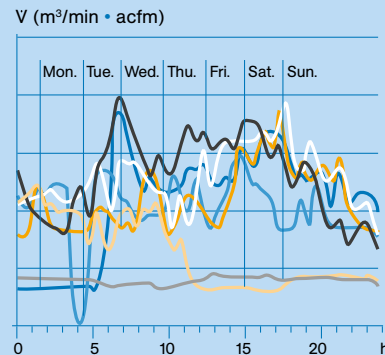
#### Series VARIABLE



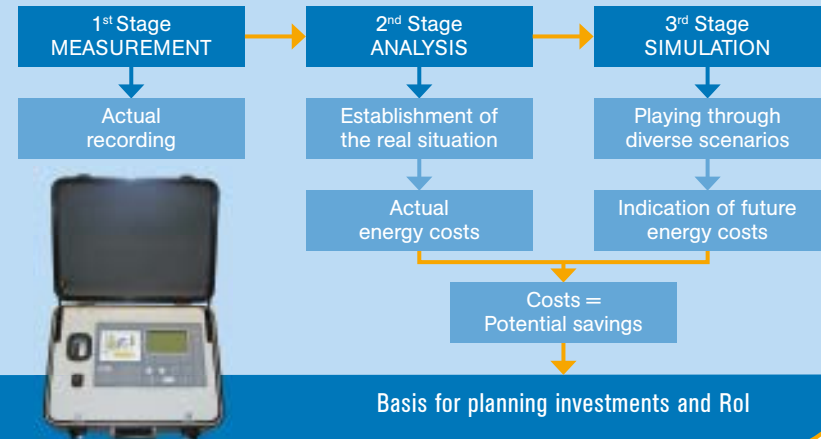
### Operating conditions/Pressure - daily profile



### Air flow - weekly profile



### EBS Energy Balancing System



# FACTS AND FIGURES

50 Hz									60 Hz								
VARIABLE	Operating over-pressure	Vol. flow rate* according to ISO 1217 (annex C-1996)		Rated motor output	Length	Width	Height	Weight	VARIABLE	Operating over-pressure	Vol. flow rate* according to ISO 1217 (annex C-1996)		Rated motor output	Length	Width	Height	Weight
		min.	max.								min.	max.					
	bars	m <sup>3</sup> /min	m <sup>3</sup> /min	kW	mm	mm	mm	kg		psig	acfm	acfm	HP	inch	inch	inch	lbs
16	5 - 13	1.17	2.68	16	1270	890	1190	387	16 / 20	75 - 190	41	96	20	50	35	46.9	853
20	5 - 13	1.17	3.22	20	1270	890	1190	387	20 / 25	75 - 190	41	115	25	50	35	46.9	853
24	5 - 13	1.17	3.62	24	1545	890	1190	410	24 / 30	75 - 190	41	128	30	60.8	35	46.9	903
28	5 - 13	1.17	4.14	28	1545	890	1190	410	28 / 40	75 - 190	41	146	40	60.8	35	46.9	903
32	5 - 13	1.96	4.93	32	1545	890	1190	545	32 / 45	75 - 190	69	176	45	60.8	35	46.9	1201
34	5 - 13	1.96	5.65	38	1545	890	1190	555	34 / 50	75 - 190	69	201	50	60.8	35	46.9	1223
35	5 - 13	1.07	6.02	40	2090	1080	1600	940	35 / 51	75 - 190	38	213	50	82.3	42.6	63	2072
37	5 - 13	1.07	6.52	50	2090	1080	1600	980	37 / 55	75 - 190	38	229	55	82.3	42.6	63	2160
55	5 - 13	2.22	9.98	60	2090	1080	1600	1160	55 / 80	75 - 190	78	356	80	82.3	42.6	63	2557
65	5 - 13	2.22	10.73	80	2090	1080	1600	1240	65 / 90	75 - 190	78	376	90	82.3	42.6	63	2734
70	5 - 13	2.81	12.84	85	2090	1080	1600	1270	70 / 95	75 - 190	99	450	95	82.3	42.6	63	2799
90	5 - 13	4.30	16.85	100	2300	1400	1860	2050	90 / 125	75 - 190	152	602	125	90.6	55.1	73.2	4519
115	5 - 13	4.30	18.28	115	2300	1400	1860	2200	115 / 155	75 - 190	152	652	155	90.6	55.1	73.2	4850
130	5 - 13	4.30	20.00	130	2300	1400	1860	2200	130 / 175	75 - 190	152	706	175	90.6	55.1	73.2	4850
150	5 - 13	9.40	27.25	150	2700	1686	1888	3500	150 / 200	75 - 190	332	962	200	106.3	66.4	74.3	7716
210	5 - 13	9.40	30.14	210	2700	1686	1888	3600	210 / 280	75 - 190	332	1078	280	106.3	66.4	74.3	7937
260	5 - 13	15.70	41.80	260	3950	1650	2025	4300	260 / 350	75 - 190	554	1476	350	155.5	65	79.7	9480
315	5 - 13	15.70	53.00	315	3950	1650	2025	4800	315 / 430	75 - 190	554	1901	430	155.5	65	79.7	10580
355	5 - 10	15.70	55.55	355	3950	1650	2025	4900	355 / 480	75 - 145	554	1976	480	155.5	65	79.7	10802

\* V in relation to operating overpressure of 7 bars at 50 Hz / 100 psig at 60 Hz

- plants with standard air cooling / optional water cooling for models higher than VARIABLE 35 (VARIABLE 35/51); from model VARIABLE 315 / 430 plants only available with water cooling

- heat recovery systems available for all models



# INTELLIGENTE DRUCKLUFT MADE IN GERMANY

## In line with the customer's needs

With our innovative system concepts we offer customised solutions for almost all applications. Our endeavour lies not only in supplying compressors, we

offer ourselves as a competent system provider capable of offering solutions to all users of compressed air. That does not only apply to the consultation and installa-

tion phase of your new compressor(s), but naturally continues in all areas of service, maintenance and visualisation.  
**Challenge us!**

Screw compressors 3-500 kW	Piston compressors 1.5-55 kW	Turbo compressors 200-2.000 kW	Blower 1.5-55 kW	Complete accessories	Control, regulate, monitor
<ul style="list-style-type: none"> <li>• Fixed speed</li> <li>• With energy-saving speed control</li> <li>• Oil-free, with water injection</li> <li>• Oil-free, 2-stage</li> </ul> <p>Available drive types:</p> <ul style="list-style-type: none"> <li>• V-belt</li> <li>• Gearbox</li> <li>• Direct</li> </ul>	<ul style="list-style-type: none"> <li>• Oil-lubricated</li> <li>• Oil-free</li> <li>• Normal pressure, medium pressure, high pressure</li> <li>• Booster</li> <li>• Mobile/stationary</li> </ul> <p>Available drive types:</p> <ul style="list-style-type: none"> <li>• V-belt</li> <li>• Direct</li> </ul>	<ul style="list-style-type: none"> <li>• Oil-free</li> <li>• Radial, 3-stage compression</li> <li>• With/without sound-absorbing housing</li> </ul> <p>Available drive types:</p> <ul style="list-style-type: none"> <li>• Gearbox</li> </ul>	<ul style="list-style-type: none"> <li>• Fixed speed</li> <li>• With energy-saving speed control</li> </ul> <p>Available drive types:</p> <ul style="list-style-type: none"> <li>• V-belt</li> <li>• Direct</li> </ul>	<ul style="list-style-type: none"> <li>• Refrigerant dryers</li> <li>• Desiccant dryers, heatless and heat-regenerative</li> <li>• HOC (heat of compression)</li> <li>• Activated carbon adsorbers</li> <li>• Filters, all particle sizes</li> <li>• Condensate management</li> <li>• Heat recovery systems</li> <li>• Pipework systems</li> </ul> <p>All components are optimally matched to the compressors.</p>	<ul style="list-style-type: none"> <li>• Base load changeover controls</li> <li>• Consumption-related controls</li> <li>• Visualisation (we display your compressed airstation on the PC)</li> <li>• Telemonitoring (the hotline of your compressed air station)</li> </ul>

## Our quality standards mean you can rely on our machines



ISO 9001



ISO 14001



IRIS



Partner of the Engineering Industry Sustainability Initiative



Your expert advisor

## ALMiG Kompressoren GmbH

Adolf-Ehmann-Straße 2 • 73257 Köngen

Tel. Vertrieb: +49 (0)7024 9614-240

E-Mail Vertrieb: sales@almig.de

www.almig.de

